



The Bond

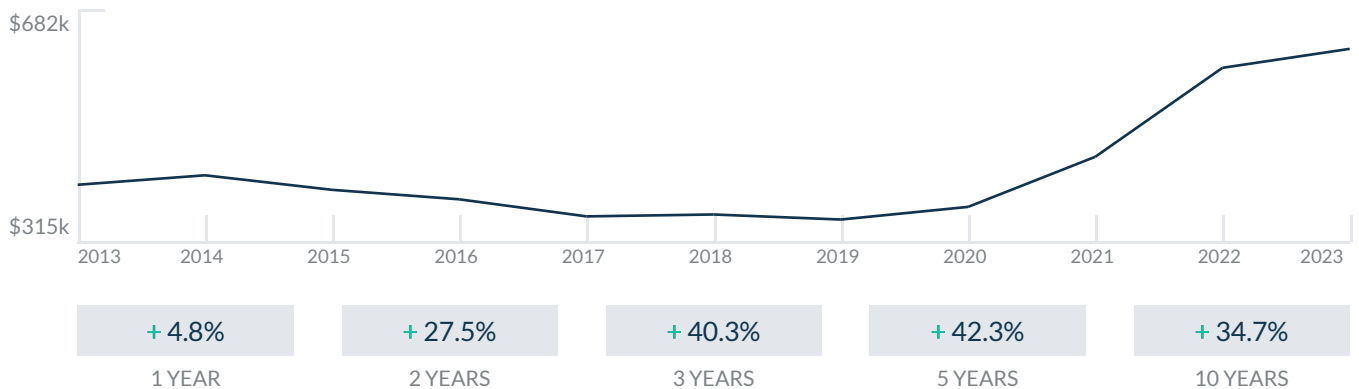
1080 Brickell Ave
Miami, FL 33131

Every month we compile this comprehensive market report focus on The Bond in this convenient and easy to read format. Our datas comes from more than six different sources including MLS Associations, County Offices and Financial Institutions. Get this report for free every month on our website thebondcondosforsale.com.

Property Stats

POSTAL CODE 33131

The property stats graph represents the median price evolution since ten years in your postal code area.



Similar Properties

DAYS ON THE MARKET

Everyday 3 months we monitor how many days it takes for similar properties to be sold. This is also a good indicator to know when to buy or sale!

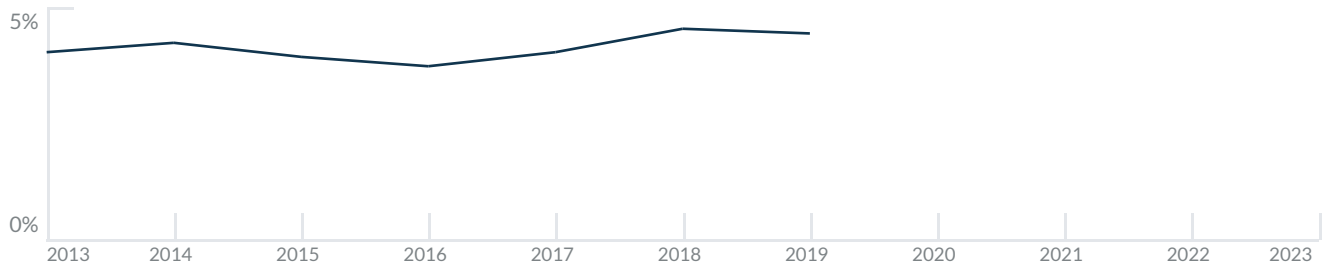


Mortgage Rates

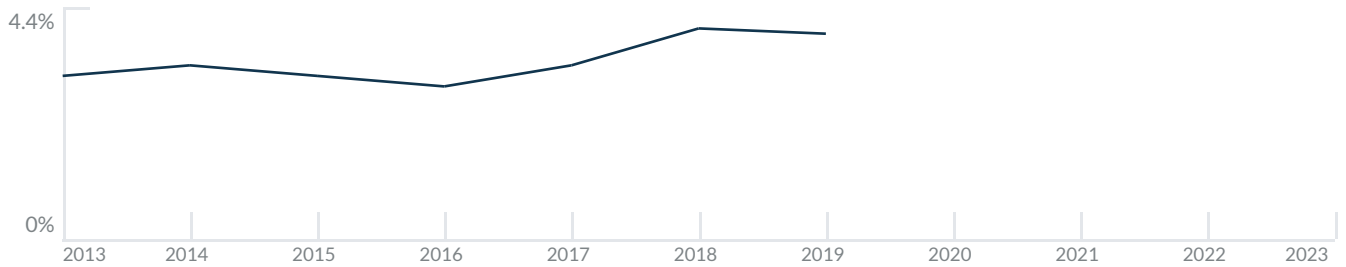
PER YEAR

Understanding mortgage economics is important when you want to buy with a loan. Below is the historical yearly average mortgage rates in the Unites States retrieved from Freddie Mac©

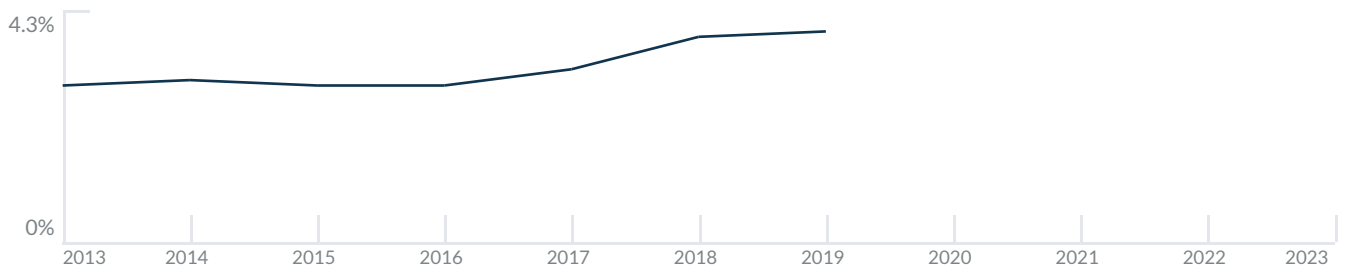
30 YEARS FIXED 4.4%



15 YEARS FIXED 3.9%



5/1-YEAR ADJUSTABLE 3.9%



Schools

CLOSEST

Having good schools nearby is important if you have kids or plan to rent or sell your home. Ratings are retrieved from the leading independent and nonprofit GreatSchools©

<p>ELEMENTARY SCHOOL</p> <p>Alpha Charter Of Aspire Engenio Maria De Hostos Youth Leadership Charter School</p> <p style="color: green; font-weight: bold;">1/10</p>	<p>MIDDLE SCHOOL</p> <p>Alpha Charter Of Aspire Engenio Maria De Hostos Youth Leadership Charter School</p> <p style="color: green; font-weight: bold;">1/10</p>	<p>HIGH SCHOOL</p> <p>Alpha Charter Of Aspire Engenio Maria De Hostos Youth Leadership Charter School</p> <p style="color: green; font-weight: bold;">10/10</p>
--	--	---

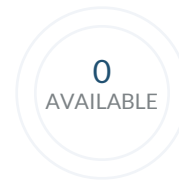
Insights

IN THE BOND

Below the average listing prices of available unit per property type.

% to %
CAP RATE
Yearly net income when rent

0%
NEGOTIABILITY
What you can negotiate



Sale within the last month

Activity

SOLD OR RENTED

Below the latest transactions reported by the local MLS Association for The Bond

No Activity

Sold

LAST 20 PROPERTIES SOLD IN THE BOND

Unit	Price	Beds/Baths	\$/Sqft	Sqft	Buying Date	Days on Market
------	-------	------------	---------	------	-------------	----------------

Rented

LAST 20 PROPERTIES RENTED IN THE BOND

Unit	Price	Beds/Baths	\$/Sqft	Sqft	Rented Date	Days on Market
------	-------	------------	---------	------	-------------	----------------